

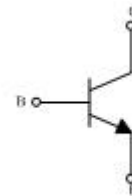
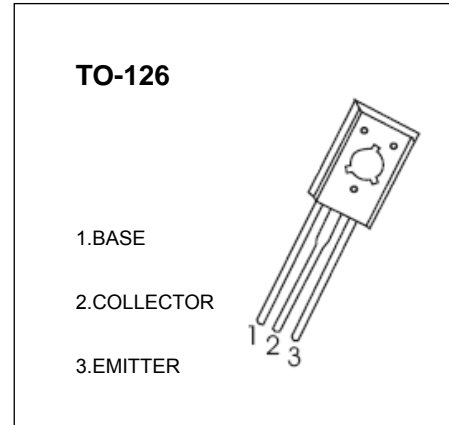
TO-126 Plastic-Encapsulate Transistors

3DD13002 TRANSISTOR (NPN)

- power switching applications

MAXIMUM RATINGS ($T_a=25^\circ\text{C}$ unless otherwise noted)

Symbol	Parameter	Value	Unit
V_{CB0}	Collector -Base Voltage	600	V
V_{CEO}	Collector-Emitter Voltage	400	V
V_{EBO}	Emitter-Base Voltage	6	V
I_C	Collector Current -Continuous	1	A
P_C	Collector Power Dissipation	1.25	W
T_J	Junction Temperature	150	$^\circ\text{C}$
T_{stg}	Storage Temperature	-55~150	$^\circ\text{C}$



ELECTRICAL CHARACTERISTICS ($T_a=25^\circ\text{C}$ unless otherwise specified)

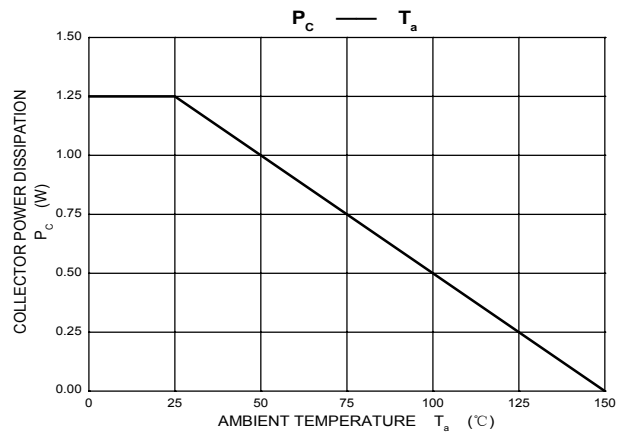
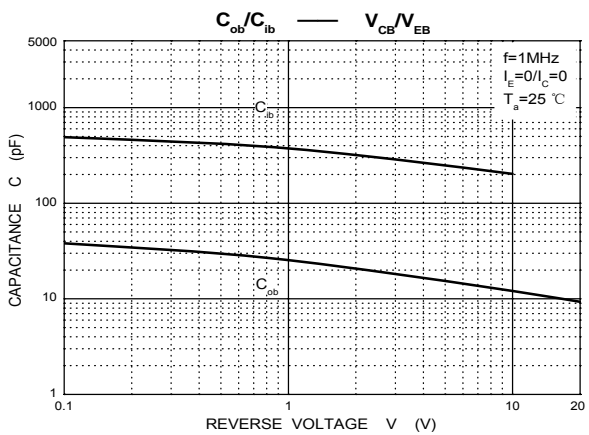
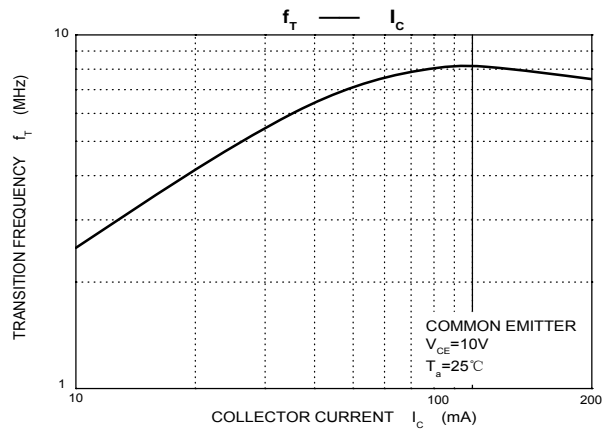
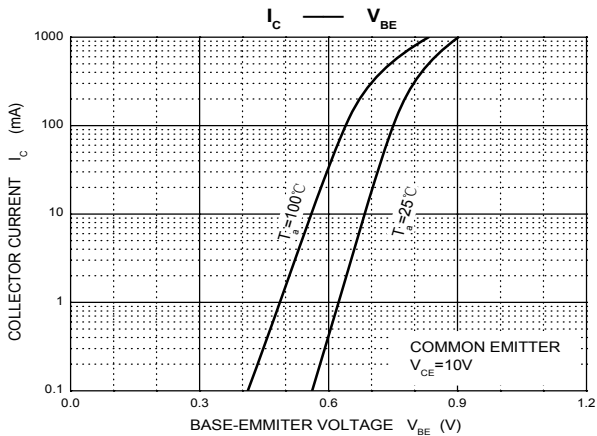
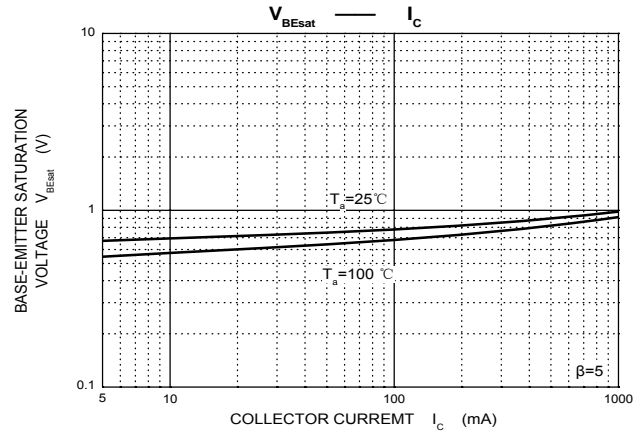
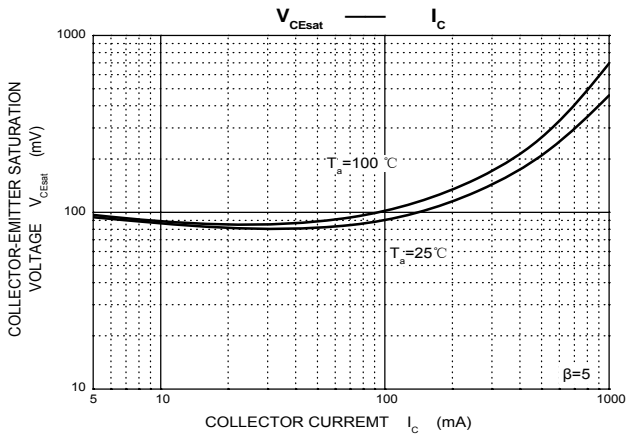
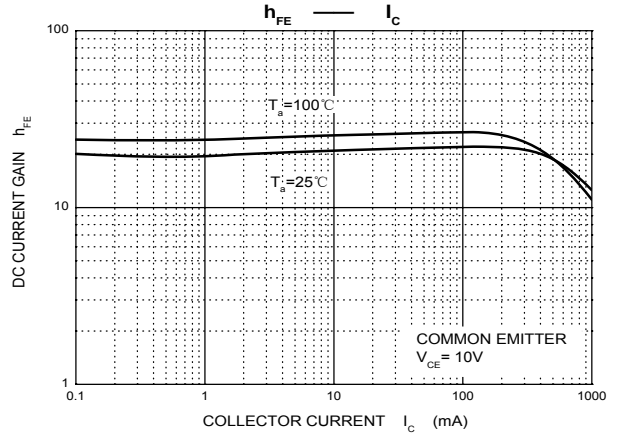
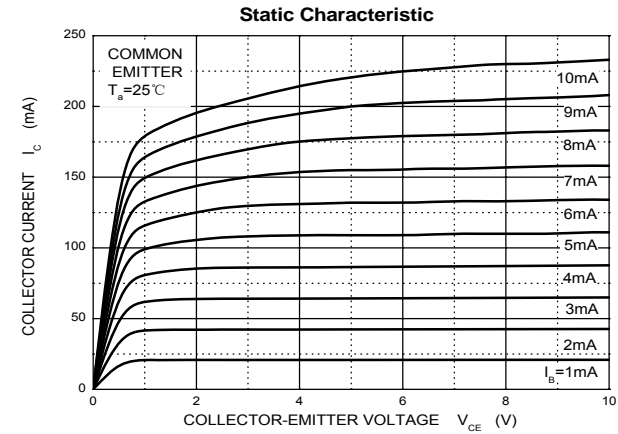
Parameter	Symbol	Test conditions	Min	Typ	Max	Unit
Collector-base breakdown voltage	$V_{(BR)CBO}$	$I_C=100\mu\text{A}, I_E=0$	600			V
Collector-emitter breakdown voltage	$V_{(BR)CEO}$	$I_C=1\text{mA}, I_B=0$	400			V
Emitter-base breakdown voltage	$V_{(BR)EBO}$	$I_E=100\mu\text{A}, I_C=0$	6			V
Collector cut-off current	I_{CBO}	$V_{CB}=600\text{V}, I_E=0$			100	μA
	I_{CEO}	$V_{CB}=400\text{V}, I_E=0$			100	μA
Emitter cut-off current	I_{EBO}	$V_{EB}=7\text{V}, I_C=0$			100	μA
Dc current gain	h_{FE1}	$V_{CE}=10\text{V}, I_C=200\text{mA}$	9		40	
	h_{FE2}	$V_{CE}=10\text{V}, I_C=0.25\text{mA}$	5			
Collector-emitter saturation voltage	$V_{CE(sat)}$	$I_C=200\text{mA}, I_B=40\text{mA}$			0.5	V
Base-emitter saturation voltage	$V_{BE(sat)}$	$I_C=200\text{mA}, I_B=40\text{mA}$			1.1	V
Transition frequency	f_T	$V_{CE}=10\text{V}, I_C=100\text{mA}$ $f=1\text{MHz}$	5			MHz
Fall time	t_f	$I_C=1\text{A}, I_{B1}=-I_{B2}=0.2\text{A}$ $V_{CC}=100\text{V}$			0.5	μs
Storage time	t_s				2.5	μs

CLASSIFICATION OF h_{FE1}

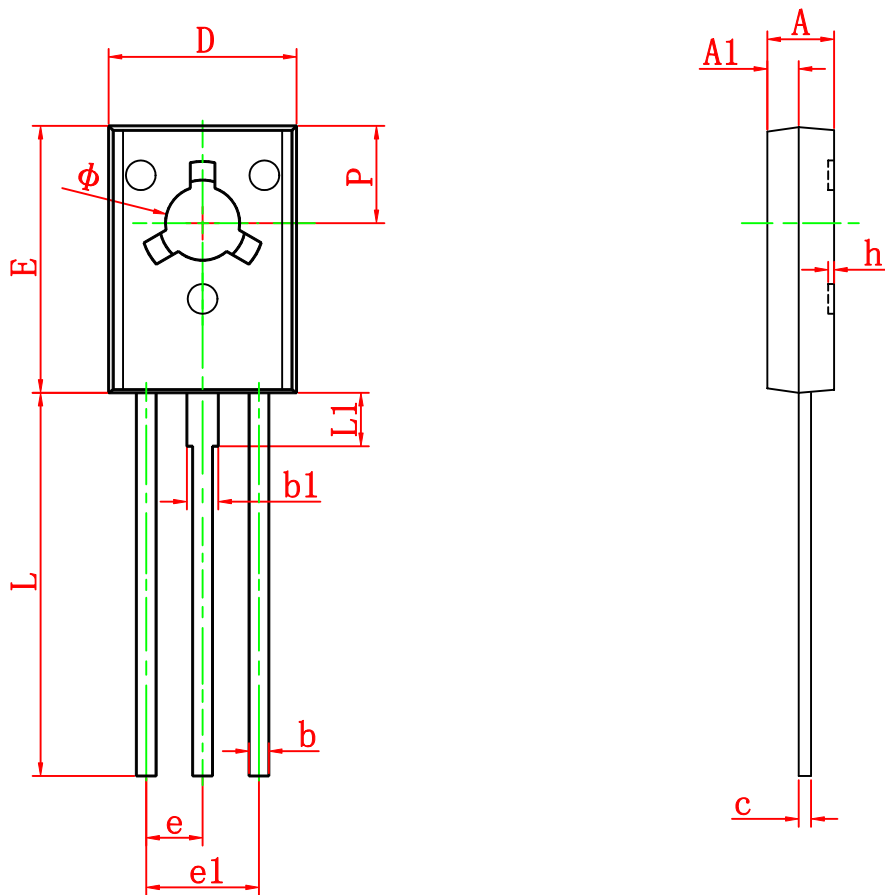
Range	9-15	15-20	20-25	25-30	30-35	35-40

Typical Characteristics

3DD13002



TO-126 Package Outline Dimensions



Symbol	Dimensions In Millimeters		Dimensions In Inches	
	Min	Max	Min	Max
A	2.500	2.900	0.098	0.114
A1	1.100	1.500	0.043	0.059
b	0.660	0.860	0.026	0.034
b1	1.170	1.370	0.046	0.054
c	0.450	0.600	0.018	0.024
D	7.400	7.800	0.291	0.307
E	10.600	11.000	0.417	0.433
e	2.290 TYP		0.090 TYP	
e1	4.480	4.680	0.176	0.184
h	0.000	0.300	0.000	0.012
L	15.300	15.700	0.602	0.618
L1	2.100	2.300	0.083	0.091
P	3.900	4.100	0.154	0.161
Φ	3.000	3.200	0.118	0.126